



B) Prepare the scanner by scanning then 3 codes below.

- Unlink (remove previous connections from cradles and devices)



- Use Variable PIN Code



- Link to a PC in HID (device will be visible for about 5 minutes)



D) Numeric scan codes and Exit code :


* Always terminate the input with the 'Exit' barcode




0



1



2



3




4




5




6



7



8



9



Exit